




# YEP Youth Results Survey 2022

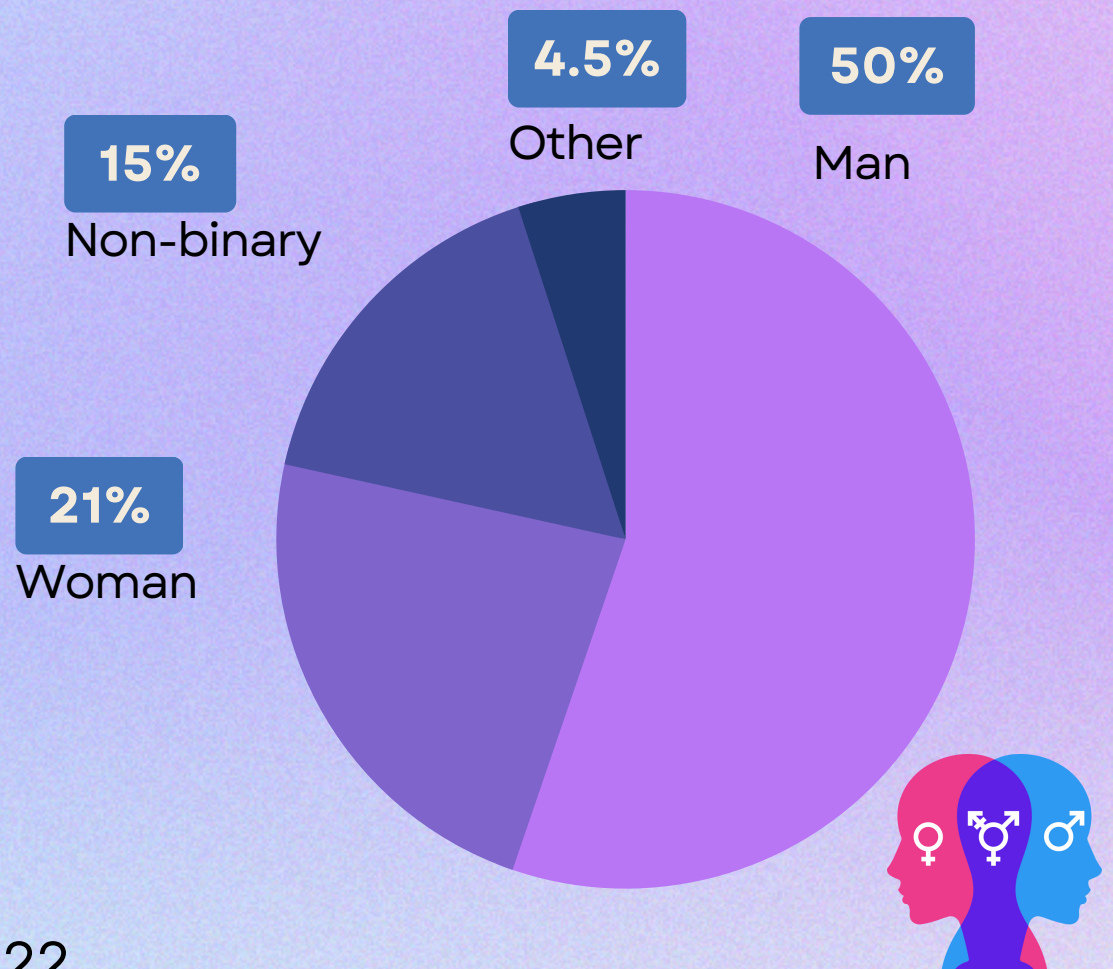
# Demographics



of participants were from regional or remote WA

Data from YEP Youth Survey 2022 (97 young people aged 12-25)

## Gender



\*32% identified as transgender or gender diverse

# Populations



**56%**

Aboriginal and/or  
Torres Strait  
Islander



**51%**

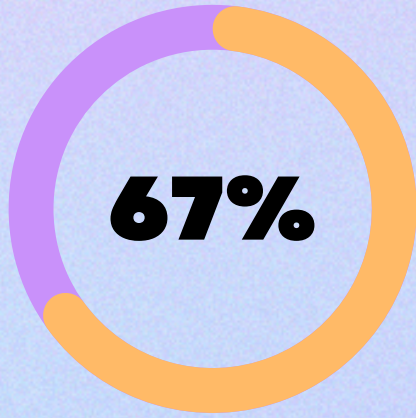
multicultural  
backgrounds



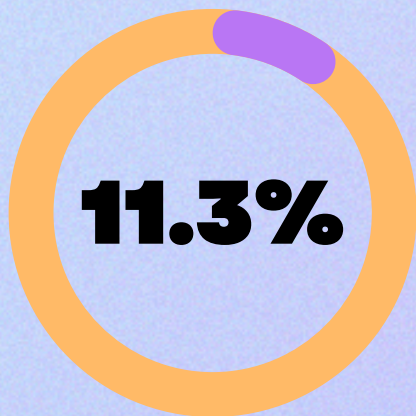
**24%**

living with a  
disability

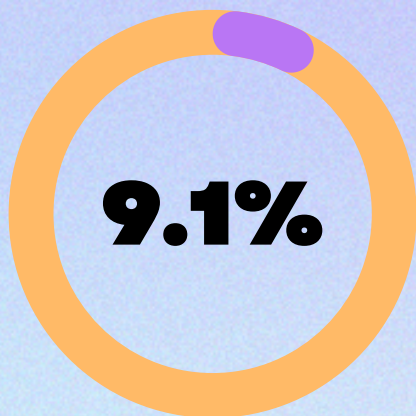
# Participant dating style



dated one person at a time (monogamous).



date more than one person at once (polyamorous).



date casually or have open relationships.



1. Friends (38%)

2. TikTok (36%)



# Where young people got S3xual health info


3. S3xual health services (27%)



4. Instagram (25%)



5. Educators (25%)



# The value of peer educators

**50%** are more likely to trust the s3xual health advice


**59%** of people are more likely to listen

**When a Peer Educator delivers s#x ed**


**69%** are more likely to ask questions

**58%** are more likely to discuss their own s3xual health

# Experiences with s#x ed and STI testing



**31% of people who  
got tested in 2022  
didn't find the service  
youth-friendly.**

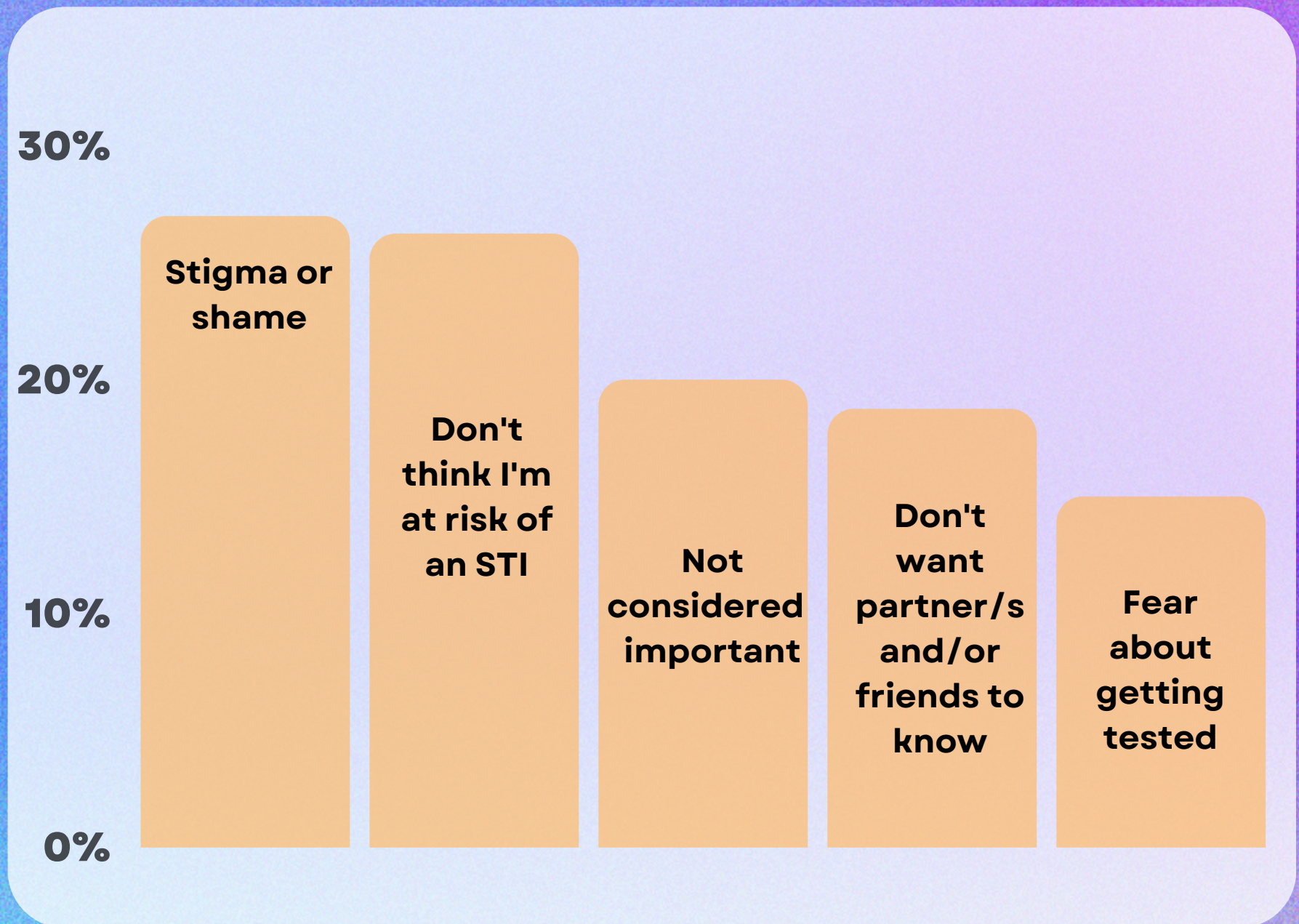


**37% of participants didn't  
have a positive and  
informative s3x ed  
experience at school**



**45% of people who got an  
STI test in 2022 had a  
negative experience.**

# Top reasons for avoiding a necessary\* STI test



\*Young people who are or have been sexually active





**Contraception**



**Healthy relationships**

# **SEXUAL HEALTH TOPICS**

Young people want to learn more about



**How to get an STI test and what happens**



**STIs and Blood borne viruses (BBVs)**



**Body image**

More stats from this  
survey are available on  
our website

[theyepproject.org.au](http://theyepproject.org.au)